

**400 Watt Peak Power Transient Voltage Suppressors**

Reverse Stand-off Voltage 6.8 to 550 V



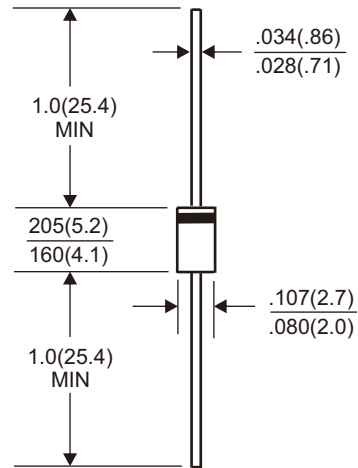
**Features**

- 400 Watts surge capability at 1ms
- Excellent clamping capability
- Low zener impedance
- Fast response time: typically less than 1.0ps from 0 Volt to 8 Volt min.
- Typical IR less than 1μA above 10 V
- High temperature soldering guaranteed 265°C/10 seconds at 5 lbs (2.3kg) tension

**Mechanical Data**

Case: Molded plastic  
 Terminals: Solder plated solderable per MIL-STD-202, Method 208  
 Polarity: Cathode band  
 Mounting Position: Any  
 Weight: 0.3grams (approx)

DO-41



All dimensions inches and (millimeters)

**Maximum Ratings & Electrical Characteristics**

Rating at 25°C ambient temperature unless otherwise specified, Resistive or Inductive load, 60 Hz. For Capacitive load derate current by 20%.

Ratings	Symble	Value	Unit
Minimum Peak Power Dissipation at TA = 25 °C, TP = 1ms(Note 1)	PPK	400	W
Steady State Power Dissipation at TL = 75 °C Lead Length .375"(9.5mm)(Note 2)	PD	1.0	W
Peak Forward Surge Current at 8.3ms Single Half Sine-Wave superimposed on rated load(JEDEC method)(Note 3)	IFSM	40	A
Operating and Storage Temperature Range	Tj, Ts	-55 to 175	°C

Notes:

- 1.Non-repetitive current pulse per fig.3 and derated above TA = 25 °C per fig.2
- 2.Mounted on copper pad area 1.6"X1.6"(40mmX40mm) per fig.5
- 3.8.3ms single half sine-wave,duty cycle=4pulses per minute maximum.

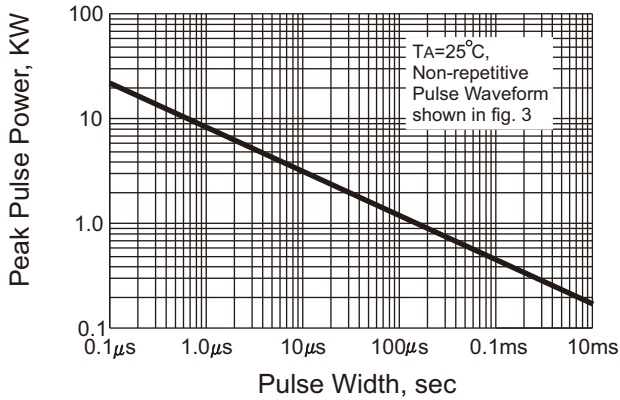
## P4KE / 400 W Axial Lead TVS

Part Number		Reverse Stand-off Voltage V <sub>RWM</sub> (V)	Breakdown Voltage V <sub>BR</sub> ( V ) Min.@I <sub>T</sub>	Breakdown Voltage V <sub>BR</sub> ( V ) Max.@I <sub>T</sub>	Test Current I <sub>T</sub> (mA)	Maximum Clamping Voltage @I <sub>PP</sub> V <sub>c</sub> ( V )	Peak Pulse Current I <sub>PP</sub> (A)	Reverse Leakage @ V <sub>RWM</sub> I <sub>R</sub> ( $\mu$ A)
UNI-POLAR	BI-POLAR							
P4KE6.8A	P4KE6.8CA	5.80	6.45	7.14	10	10.5	39.00	1000
P4KE7.5A	P4KE7.5CA	6.40	7.13	7.88	10	11.3	36.30	500
P4KE8.2A	P4KE8.2CA	7.02	7.79	8.61	10	12.1	33.90	200
P4KE9.1A	P4KE9.1CA	7.78	8.65	9.55	1	13.4	30.60	50
P4KE10A	P4KE10CA	8.55	9.50	10.50	1	14.5	28.30	10
P4KE11A	P4KE11CA	9.40	10.50	11.60	1	15.6	26.30	5
P4KE12A	P4KE12CA	10.20	11.40	12.60	1	16.7	24.60	5
P4KE13A	P4KE13CA	11.10	12.40	13.70	1	18.2	22.50	5
P4KE15A	P4KE15CA	12.80	14.30	15.80	1	21.2	19.30	5
P4KE16A	P4KE16CA	13.60	15.20	16.80	1	22.5	18.20	5
P4KE18A	P4KE18CA	15.30	17.10	18.90	1	25.2	16.10	5
P4KE20A	P4KE20CA	17.10	19.00	21.00	1	27.7	14.80	5
P4KE22A	P4KE22CA	18.80	20.90	23.10	1	30.6	13.40	5
P4KE24A	P4KE24CA	20.50	22.80	25.20	1	33.2	12.30	5
P4KE27A	P4KE27CA	23.10	25.70	28.40	1	37.5	10.90	5
P4KE30A	P4KE30CA	25.60	28.50	31.50	1	41.4	9.90	5
P4KE33A	P4KE33CA	28.20	31.40	34.70	1	45.7	9.00	5
P4KE36A	P4KE36CA	30.80	34.20	37.80	1	49.9	8.20	5
P4KE39A	P4KE39CA	33.30	37.10	41.00	1	53.9	7.60	5
P4KE43A	P4KE43CA	36.80	40.90	45.20	1	59.3	6.90	5
P4KE47A	P4KE47CA	40.20	44.70	49.40	1	64.8	6.30	5
P4KE51A	P4KE51CA	43.60	48.50	53.60	1	70.1	5.80	5
P4KE56A	P4KE56CA	47.80	53.20	58.80	1	77.0	5.30	5
P4KE62A	P4KE62CA	53.00	58.90	65.10	1	85.0	4.80	5
P4KE68A	P4KE68CA	58.10	64.60	71.40	1	92.0	4.50	5
P4KE75A	P4KE75CA	64.10	71.30	78.80	1	103.0	4.00	5
P4KE82A	P4KE82CA	70.10	77.90	86.10	1	113.0	3.60	5
P4KE91A	P4KE91CA	77.80	86.50	95.50	1	125.0	3.30	5
P4KE100A	P4KE100CA	85.50	95.00	105.00	1	137.0	3.00	5
P4KE110A	P4KE110CA	94.00	105.00	116.00	1	152.0	2.70	5
P4KE120A	P4KE120CA	102.00	114.00	126.00	1	165.0	2.50	5
P4KE130A	P4KE130CA	111.00	124.00	137.00	1	179.0	2.30	5
P4KE150A	P4KE150CA	128.00	143.00	158.00	1	207.0	2.00	5
P4KE160A	P4KE160CA	136.00	152.00	168.00	1	219.0	1.90	5
P4KE170A	P4KE170CA	145.00	162.00	179.00	1	234.0	1.80	5
P4KE180A	P4KE180CA	154.00	171.00	189.00	1	246.0	1.70	5
P4KE200A	P4KE200CA	171.00	190.00	210.00	1	274.0	1.50	5
P4KE220A	P4KE220CA	185.00	209.00	231.00	1	328.0	1.30	5
P4KE250A	P4KE250CA	214.00	237.00	263.00	1	344.0	1.20	5
P4KE300A	P4KE300CA	256.00	285.00	315.00	1	414.0	1.00	5
P4KE350A	P4KE350CA	300.00	332.00	368.00	1	482.0	0.85	5
P4KE400A	P4KE400CA	342.00	380.00	420.00	1	548.0	0.75	5
P4KE440A	P4KE440CA	376.00	418.00	462.00	1	602.0	0.68	5
P4KE480A	P4KE480CA	408.00	456.00	504.00	1	658.0	0.61	5
P4KE510A	P4KE510CA	434.00	485.00	535.00	1	698.0	0.57	5
P4KE530A	P4KE530CA	450.00	503.50	556.50	1	725.0	0.55	5
P4KE540A	P4KE540CA	459.00	513.00	567.00	1	740.0	0.54	5
P4KE550A	P4KE550CA	467.00	522.50	577.50	1	760.0	0.52	5

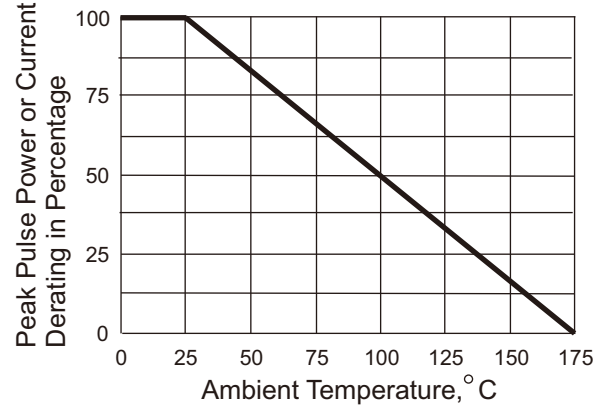
# Rating and Characteristic Curves ( $T_A=25^{\circ}\text{C}$ Unless otherwise noted )

## P4KE Series

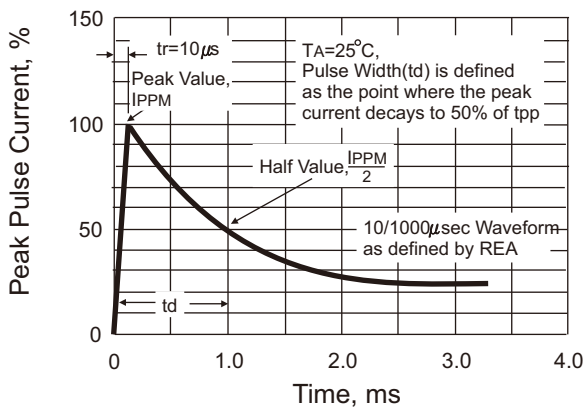
**Fig. 1 Peak Pulse Power Derating Curve**



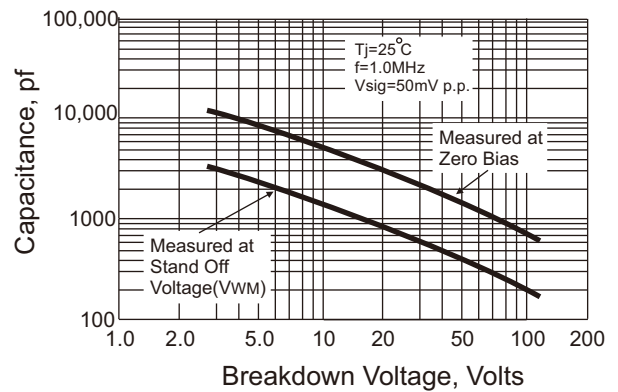
**Fig. 2 Pulse Derating Curve**



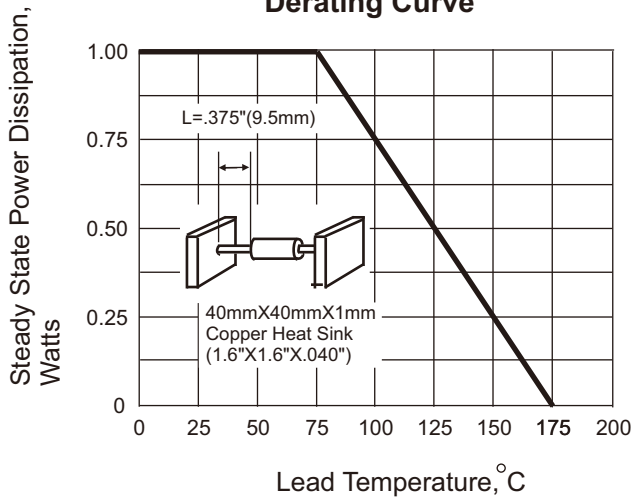
**Fig. 3 Pulse Wave Form**



**Fig. 4 Typical Junction Capacitance**



**Fig. 5 Steady State Power Derating Curve**



**Fig. 6 Maximum Non-repetitive Peak Forward Surge current, unidirectional**

